



Headquarters LG Hausys, Ltd 98, Huam-ro, Jung-gu, Seoul, Korea 04637 (LG Seoul Station Building) / Email : lginfo@lghausys.com / www.lghausys.com

SALES SUBSIDIARY

U.S.A - Atlanta

LG Hausys America, Inc. 900 Circle 75 Parkway, Suite1500,
Atlanta, GA 30339 TEL : 1-678-535-4120

RUSSIA - Moscow

LG Hausys Rus, LLC. Lesnaya Plaza 8th floor, 4, 4th Lesnoy pereulok,
Moscow, 125047, Russia TEL : 7-495-663-39-58

CHINA - Shanghai

LG Hausys Trading Co., Ltd. 19F Magnolia Plaza No.777 Hongqiao Road,
Xuhui District, Shanghai, China 200030
TEL : 86-21-5241-6600

INDIA - Gurgaon

LG Hausys India Pvt. Ltd. Delta Tower, 6th Floor,
Plot No.54, Sector 44 Gurgaon-122001, Haryana, India
TEL : 91-124-4212590

EUROPE - Frankfurt

LG Hausys Europe GMBH Lyoner str 15, Atricom C8, D-60528 Frankfurt/m,
Germany TEL : 49-69-583029-0

CANADA - Toronto

LG Hausys Canada, Inc. 423 Four Valley Dr. Concord,
ON L4K 5Z3, Canada TEL : 1-905-660-4746

OVERSEAS BRANCH

TURKEY - Istanbul

Kempinski Residences Astoria Bū yū kdere Cad. No:127 A Kule Kat:7
P.K. 34394 Esentepe Şişli / Istanbul, Turkey
TEL : 90-212-285-1101

INDONESIA - Jakarta

LG Hausys, Ltd. Jakarta Office Tower One at The City Center(TCC)
Batavia 18th Floor, Unit 2B KH. Mas. Mansyur Kav. 126 Kel. Karet Tengsin,
Kec. Tanah Abang Jakarta Pusat-10220
TEL : 62-21-2967-5043

U.A.E - Dubai

LG Hausys, Ltd. Dubai Office Dubai Internet City Building @3, Dubai,
United Arab Emirates TEL : 971-4-553-1452

JAPAN - Tokyo

LG Hausys, Ltd. Tokyo Office Kyobashi Trust-Tower 14F, 2-1-3
Kyobashi, Chuo-ku, Tokyo, 104-0031, Japan
TEL : 81-3-5299-4533

VIETNAM - Ho Chi Minh

LG Hausys, Ltd. L9-04, 9 Flr, Vincom Center Dong Khoi, 72 Le Thanh
Ton Str, Ben Nghe Wrd, Dist 1, HCMC
TEL : 84-28-3915-8909/10/11

THAILAND - Bangkok

Pantos Logistic(Thailand) Co., Ltd(LG HAUSYS)
193/77 Lake Rajada Office Complex
19th Floor, Rachadapisek Road, Klongtoey, Klongtoey, Bangkok 10110
TEL : 66-95-798-2565

TAIWAN - Taipei

LG Hausys, Ltd. TAIPEI OFFICE
2F, No.89, Sec 2, Tiding Ave, Taipei. 11493, Taiwan
TEL : 886-2-2658-6370

BENIF

2021
-
2022



Interior Film



LG Hausys



www.lghausys.com

BENIF



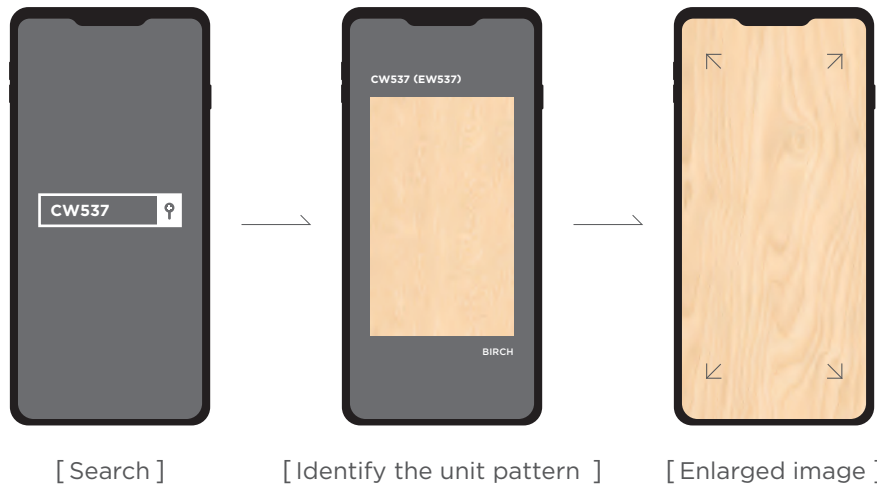
Interior Film



Design Book

※ Check the color images of LG Z:IN Interior Film BENIF right away in the online Design Book.
(Available for both mobile and PC)

1. You can clearly see the unit pattern(repeated pattern) and enlarged images of the product.



2. LG Z:IN will pre-release new BENIF products via the online design book first prior to the new sample book. Check the new product release information from time to time.



Color Chart

※ Remodel LG Z:IN doors and windows with LG Z:IN interior film.
You can check the color chart of the deco sheets and interior films.

CONTENTS

INDEX	04
SOLID	08
METAL	20
CLASSIC WOOD	24
BIG WOOD	34
PREMIUM WOOD	40
WOOD	52
BIG MARBLE	66
MARBLE / STONE	70
FANCY / LEATHER	76
OUTDOOR	78

TIPs for How to Use the Sample Book

Tip

- N** : This is a new product to be released in 2021.
- ()** : Number **()** is the non-flame-retardant color number.
- i** : Be sure to follow the application instructions at the back of the sample book for the relevant color.
- +** : The color is applied to the photographic image.
- : In Stock.
- : Coming Soon.

SOLID
솔리드

○ GM001	08
○ GS001	08
○ GS002	08
● RB08 (ESB08)	11
● RE03 (ESE03)	11
○ RS13 (ES13)	08
● RS21 (ES21)	11
● RS22 (ES22)	09
● RS27 (ES27)	11
● RS31 (ES31)	11
● RS35 (ES35)	09
● RS40 (ES40)	08
● RS45 (ES45)	10
● RS46 (ES46)	10
● RS47 (ES47)	10
● RS48 (ES48)	10
● RS49 (ES49)	08
● RS51 (ES51)	09
● RS52 (ES52)	09
● RS55 (ES55)	09
● RS56 (ES56)	09
● RS57 (ES57)	08
● RS58 (ES58)	11
● RS61 (ES61)	11
● RS62 (ES62)	11
● RS68 (ES68)	09
○ RS69 (ES69)	08
○ RS70 (ES70)	08
○ RS71 (ES71)	08
● RS76 (ES76)	10
● RS81 (ES81)	11
● RS82 (ES82)	11
● RS84 (ES84)	11
○ RS86 (ES86)	08
● RS87 (ES87)	11
● RS88 (ES88)	11
● RS89 (ES89)	11
● RS90 (ES90)	11
● RS91 (ES91)	09
● RS92 (ES92)	08
○ RS98 (ES98)	12
● RS100 (ES100)	10

○ RS101 (ES101)	12
● RS103 (ES103)	13
○ RS104 (ES104)	12
● RS105 (ES105)	12
○ RS106 (ES106)	12
● RS107 (ES107)	12
● RS108 (ES108)	13
● RS109 (ES109)	13
○ RS110 (ES110)	12
○ RS116 (ES116)	12
● RS117 (ES117)	13
● RS118 (ES118)	09
● RS119 (ES119)	09
● RS120 (ES120)	11
● RS121 (ES121)	09
● RS122 (ES122)	11
● RS123 (ES123)	11
○ RS124 (ES124)	08
● RS125 (ES125)	09
● RS126 (ES126)	10
● RS127 (ES127)	11
● RS128 (ES128)	11
● RS129 (ES129)	13
○ RS130 (ES130)	08
○ RS131 (ES131)	08
● RS132 (ES132)	08
● RS133 (ES133)	08
● RS134 (ES134)	09
● RS135 (ES135)	09
● RS136 (ES136)	09
● RS137 (ES137)	10
○ RS138 (ES138)	12
● RS139 (ES139)	12
● RS140 (ES140)	12
● RS141 (ES141)	13
● RS142 (ES142)	13
○ RS144 (ES144)	12
● RS145 (ES145)	12
● RS148 (ES148)	13
● RS149 (ES149)	13
○ RS150 (ES150)	12
● RS151 (ES151)	13
● (ES158)	09
○ RS159 (ES159) N	12
● RS160 (ES160) N	12
● RS161 (ES161) N	13

● RS162 (ES162) N	13
● RS163 (ES163) N	10
● RS164 (ES164) N	09
● RS165 (ES165) N	10
● RS166 (ES166) N	11
● RS167 (ES167) N	10
● RS168 (ES168) N	10
● RS170 (ES170) N	13
○ RS171 (ES171) N	08
● RS172 (ES172) N	09
● RS173 (ES173) N	13
○ RS174 (ES174) N	12
● RS175 (ES175) N	13
● RS176 (ES176) N	09
● RS177 (ES177) N	10
● RS178 (ES178) N	10
● RSCJ1 (ESCJ1)	10
● RSCK1 (ESCK1)	11
○ RSH01 (ESH01)	08
● RSH05 (ESH05)	08
○ RSJD1 (HSJD1)	12
● RSJD2 (HSJD2)	13
○ RSP01 (ESP01)	12
● RSP02 (ESP02)	13
● RGM01 (EGM01)	15
● RGM02 (EGM02)	15
● RGM03 (EGM03)	15
● RGM04 (EGM04)	15
○ RGM05 (EGM05)	15
● RGM06 (EGM06)	15
● RGM10 (EGM10) N	15
● RGM11 (EGM11) N	15
● SM001 N	16
● SM002 N	16
● SM003 N	16
● SM004 N	16
● SM005 N	17
● SM006 N	17
● SM007 N	17
● SM008 N	17
● SF001 N	19
● SF002 N	19
● SF003 N	18
● SF004 N	19
● SF005 N	19
● SF006 N	19

METAL
메탈

MS01	23
MS09	22
MS18	22
MS19	23
MS20	23
MS21	22
RP03	23
RP04	23
RP06	22
RP08	23
RP42	23
RP45	22
RP46	23
RP47	22
RP48	22
RP49	23
RP50	23
RP51	23
RP52	22
RP53	23
PM001 N	20
PM002 N	21
PM003 N	20
PM004 N	21
PM005 N	20
PM006 N	21
PM007 N	21
PM008 N	20
PM009 N	21
PM010 N	21

CLASSIC WOOD
클래식 우드

PW101	32
PW102	32

PW103	32
PW104	33
PW105	31
PW106	31
PW107	32
PW108	33
PW109	30
PW110	31
PW111	30
PW112	30
PW113	31
PW114	32
PW115	33
PW116	30
PW117	30
PW118	31
PW119	31
PW120	30
PW121	32
PW122	33
PW123 N	27
PW124 N	27
PW125 N	27
PW126 N	25
PW127 N	25
PW128 N	25
PW129 N	25
PW130 N	25
PW131 N	25
PW132 N	29
PW133 N	29
PW134 N	29
PW135 N	29
PW136 N	29
PW137 N	29
PW138 N	27
PW139 N	27
PW140 N	27

BIG WOOD
빅 우드

BW001	39
BW002	39
BW003	39

BW004	39
BW005	39
BW006	39
BW007 N	35
BW008 N	35
BW009 N	35
BW010 N	37
BW011 N	37
BW012 N	37
BW013 N	37
BW014 N	37
BW015 N	37

PREMIUM WOOD
프리미엄 우드

NW006 (NE006)	49
NW007 (NE007)	51
NW008 (NE008)	51
NW014 (NE014)	47
NW015 (NE015)	44
NW017 (NE017)	45
NW032 (NE032)	46
NW033 (NE033)	47
NW034 (NE034)	49
NW038 (NE038)	47
NW039 (NE039)	48
NW041 (NE041)	41
NW042 (NE042)	49
NW043 (NE043)	50
NW044 (NE044)	49
NW045 (NE045)	50
NW046 (NE046)	51
NW053 (NE053)	40
NW055 (NE055)	51
NW056 (NE056)	45
NW057 (NE057)	47
NW058 (NE058)	50
NW059 (NE059)	48
NW060 (NE060)	51
NW062 (NE062)	48
NW063 (NE063)	51
NW067 (NE067)	50
NW068 (NE068)	45
NW070 (NE070)	48

NW071 (NE071)	46
NW072 (NE072)	48
NW073 (NE073)	46
NW078 (NE078)	47
NW080 (NE080)	40
NW082 (NE082)	42
NW083 (NE083)	42
NW084 (NE084)	43
NW085 (NE085)	46
NW086 (NE086)	43
NW087 (NE087)	50
NW088 (NE088)	49
NW089 (NE089)	43
NW090 (NE090)	51
NW092 (NE092)	42
NW099 (NE099)	41
NW100 (NE100)	42
NW101 (NE101)	43
NW102 (NE102)	40
NW104 (NE104)	51
NW109 (NE109)	43
NW110 (NE110)	41
NW111 (NE111)	40
NW112 (NE112)	46
NW113 (NE113)	42
NW114 (NE114)	41
NW116 (NE116) N	40
NW117 (NE117) N	45
NW118 (NE118) N	44
NW119 (NE119) N	44
NW120 (NE120) N	41
NW121 (NE121) N	45
NW122 (NE122) N	44
NW123 (NE123) N	44

WOOD
우드

CW44 (EW44)	62
CW69 (EW69)	62
CW79 (EW79)	62
CW87 (EW87)	61
CW88 (EW88)	61
CW111 (EW111)	62
CW124 (EW124)	62

CW141 (EW141)	63
CW142 (EW142)	63
CW150 (EW150)	62
CW151 (EW151)	59
CW152 (EW152)	61
CW154 (EW154)	63
CW175 (EW175)	63
CW177 (EW177)	61
CW240 (EW240)	57
CW258 (EW258)	62
CW292 (EW292)	54
CW314 (EW314)	60
CW316 (EW316)	61
CW320 (EW320)	60
CW330 (EW330)	61
CW348 (EW348)	61
CW356 (EW356)	61
CW358 (EW358)	59
CW370 (EW370)	60
CW390 (EW390)	53
CW407 (EW407)	55
CW408 (EW408)	55
CW424 (EW424)	52
CW427 (EW427)	62
CW431 (EW431)	54
CW437 (EW437)	52
CW438 (EW438)	63
CW441 (EW441)	59
CW453 (EW453)	63
CW454 (EW454)	60
CW455 (EW455)	62
CW459 (EW459)	64
CW466 (EW466)	61
CW469 (EW469)	61
CW506 (EW506)	57
CW509 (EW509)	57
CW510 (EW510)	53
CW511 (EW511)	52
CW512 (EW512)	59
CW513 (EW513)	61
CW518 (EW518)	58
CW519 (EW519)	60
CW521 (EW521)	56
CW523 (EW523)	63
CW527 (EW527)	57
CW530 (EW530)	56

CW531 (EW531)	63
CW533 (EW533)	57
CW534 (EW534)	59
CW535 (EW535)	60
CW537 (EW537)	63
CW544 (EW544)	56
CW552 (EW552)	56
CW554 (EW554)	60
CW556 (EW556)	53
CW557 (EW557)	59
CW575 (EW575)	57
CW579 (EW579)	61
CW582 (EW582)	60
CW590 (EW590)	63
CW597 (EW597)	57
CW598 (EW598)	62
CW599 (EW599)	58
CW600 (EW600)	57
CW601 (EW601)	60
CW602 (EW602)	60
CW603 (EW603)	57
CW604 (EW604)	58
CW605 (EW605)	59
CW606 (EW606)	53
CW609 (EW609)	60
CW611 (EW611)	53
CW612 (EW612)	64
CW615 (EW615)	57
CW616 (EW616)	54
CW618 (EW618)	57
CW619 (EW619)	54
CW621 (EW621)	64
CW622 (EW622)	64
CW624 (EW624)	55
CW626 (EW626)	59
CWAC1 (EWAC1)	60
CWB1 (EWB1)	62
CWPF3 (EWPF3)	54
CWSH2 (EWSH2)	59
DW157 (EW157)	62
DW159 (EW159)	58
DW161 (EW161)	57
DW179 (EW179)	59
DW180 (EW180)	62
DW182 (EW182)	57
DW190 (EW190)	61

DW207 (EW207)	63
DW307 (EW307)	58
DW308 (EW308)	59
DW350 (EW350)	62
DW371 (EW371)	61
DW388 (EW388)	53
DW398 (EW398)	62
DW400 (EW400)	64
DW406 (EW406)	52
DW456 (EW456)	54
DW467 (EW467)	55
DW548 (EW548)	57
DW549 (EW549)	58
DW550 (EW550)	59
DW576 (EW576)	59
DW629 (EW629)	64
DW631 (EW631)	64
DW633 (EW633) N	52
DW634 (EW634) N	54
DW635 (EW635) N	54
DW636 (EW636) N	53
DW637 (EW637) N	54
DW638 (EW638) N	55
DW639 (EW639) N	56
DW640 (EW640) N	59
DW641 (EW641) N	60
DW642 (EW642) N	60
DW643 (EW643) N	56
DW644 (EW644) N	57
DW645 (EW645) N	59
DW646 (EW646) N	60
DW647 (EW647) N	53
DW648 (EW648) N	53
DW649 (EW649) N	55
DW650 (EW650) N	52
FWES3 (EWES3)	61
SW001	65
SW002	65
SW003	65
SW004	65
SW005	65
SW006	65

BIG MARBLE
빅 마블

BM001	69
BM002	69
BM003	69
BM004	69
BM005	69
BM006	69
BM007	68
BM008	68
BM009 N	66
BM010 N	66
BM011 N	67
BM012 N	67

ABSTRACT
추상

RM12	75
ML13	77
ML14	77
ML22	73
ML23	75
ML24	75
ML31	77
ML45	76
ML47	76
ML48	76
ML49	76
ML56	75
ML57	75
ML58	75
ML62	73
ML64	73
ML67	75
ML71 N	71
ML72 N	71
ML73 N	71
ML74 N	71
ML75 N	70
ML76 N	70
ML77 N	70
ML80 N	70

ML81 N	74
ML82 N	74

FIRE SAFETY



FIRE SAFETY

LG Z:IN Interior Film BENIF is recognized for product safety by passing domestic and global fire safety certification tests to protect the life and safety of customers in case of fire.

INDOOR SPACE



Flame Retardant Performance Test

It is a Korean flame retardant performance certification. It is a nationally accredited certification obtained by measuring the flame retardant performance of interior finishing materials, and only good products that have passed the test among the products produced are being sold by indicating whether they are flame retardant. (Issuance of certification for each product)



CE Certification

It is a European Union(EU) safety verification standard. Not only the speed of fire, but also formaldehyde and heavy metal tests have been passed to prove the safety of the product for distribution in Europe. (Certification No. 2812-CPR-KA5007, KA5008)



UL certification

It has been certified for safety by conducting flame and smoke diffusion tests(UL723) by UL(Underwriters Laboratories), the global safety certification body. (Certification No. R26170)



Japanese flame retardant and F☆☆☆☆ certification

It is a fire safety and eco-friendly certification for building materials by the Japanese Ministry of Land, Infrastructure and Transport. BENIF products have been certified to be safe from flame retardancy and harmful substances by conducting tests on calorific value, gas hazard, and formaldehyde (Only for Japan-exclusive colors, certification No. NM-5207 ~ NM-5215).

SHIP AND RAILROAD



Korean Register of Shipping Certification

It is a fire safety certification for ship materials granted by the Korean Register of Shipping. It has been recognized for its excellence as a standard for verifying and certifying fire safety and toxic gas emission not only for the product but also the production process. (Certification No. CSP 05245-FP003, CSP 05245-PA001)



IMO certification

It is an international marine material safety standard certified by the British Lloyd's Register, and has been recognized for its excellent flame retardancy in international standards even for ships with no shelter in case of fire. (Certification No. MED 1850026 & MED 1850108)



BENIF secured safety that can be used for railroads by conducting durability and safety tests of interior finishing materials for railroads by SGS testing institutes in India. (Test standard EN45545 HL 3 Grade(R1))

ECO-FRIENDLY



ENVIRONMENTAL FRIENDLINESS

LG Z:IN Interior Film BENIF is constantly striving to minimize harmful substances to the human body and environment in consideration of the safety and environment of customers and builders, and communicates eco-friendly products with customers.

HUMAN FRIENDLINESS



Environmental sign certification

It is an official certification from the Ministry of Environment that is granted to products that keep the indoor space clean by measuring hazardous substances in building materials. BENIF flame-retardant products have obtained environmental sign certification by reducing harmful substances and environmental pollution in daily life, and do not use phthalate plasticizers. However, the stability in contact with food has not been verified, so please use with caution. (Environmental Sign No. 18903, ※ Please check the certificate as there are colors that do not have certification.)



Atopy mark

BENIF products are recommended by the Korea Atopy Association as a product that can prevent atopy. (Recommendation No. KAA-190212-04)



Children's activity space inspection

It is a system that the Ministry of Environment confirms in advance if the product is suitable for spaces where children are mainly active including children's play facilities, kindergartens, elementary schools, and others. BENIF flame retardant products secured an environmental label so can be used with confidence.

European textile product quality certification

It is a certification that verifies about 200 harmful substances for products that come into contact with the skin such as products/bedding/toys/interior materials. It is acceptable for use on children's toys and clothing. BENIF's general monochromatic products obtained the 1st class of this certification(Baby Class) for the first in the industry so can be used in toys and clothing for infants and toddlers under 3 years of age. (Certification No. SE025 164519 TESTEX)

ENVIRONMENT FRIENDLINESS



Environmental Product certification


It is a system to induce environmental improvement by evaluating the environmental impact of the entire process from raw materials to production, distribution, use, and disposal. BENIF Wood products, that obtained the certification, strives to continuously improve the environment. (Environmental Product Certification Label No. 2020-483)




Low carbon product certification

If the carbon footprint value is less than the maximum allowable carbon emission(average value of the carbon emission on the environmental product label of the same kind) or more than the minimum carbon reduction rate, it is certified by the Korea Environmental Industry & Technology Institute. By obtaining this certification, BENIF Solid is widely used as an environmentally friendly product. (Environmental Product Certification Label No. 2019-030)


GLOSS



GM001



GS001



GS002




RSH01




RSH05


SOLID




RS130 (ES130)




RS69 (ES69)




RS70 (ES70)




RS57 (ES57)




RS92 (ES92)




RS86 (ES86)




RS171 (ES171)



RS71 (ES71)



RS49 (ES49)



RS40 (ES40)



RS133 (ES133)



RS124 (ES124)




RS13 (ES13)



RS131 (ES131)




RS132 (ES132)



RS176 (ES176)



RS68 (ES68)



RS35 (ES35)



RS164 (ES164)



RS56 (ES56)




RS68 (ES68)




RS91 (ES91)



RS121 (ES121)



RS135 (ES135)



RS55 (ES55)



RS55 (ES55)



RS172 (ES172)




RS134 (ES134)




RS52 (ES52)



RS136 (ES136)



RS118 (ES118)



RS119 (ES119)



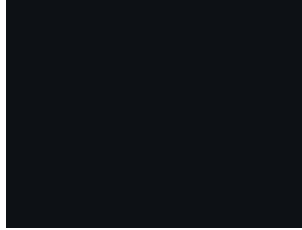
RS125 (ES125)



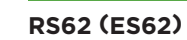
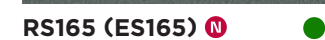

RS51 (ES51)




(ES158)



RS22 (ES22)



SOLID EMOSS



RS174 (ES174) N



RS101 (ES101)



RS98 (ES98) BEST



RS116 (ES116) BEST



RS159 (ES159) N



RS138 (ES138)



RS106 (ES106) BEST



RSJD1 (HSJD1) BEST



RS144 (ES144)



RS110 (ES110)



RS104 (ES104) BEST




RS160 (ES160) N



RS150 (ES150)



RS139 (ES139)



RS107 (ES107) BEST



RS145 (ES145)



RSP01 (ESP01) BEST



RS140 (ES140)



RS145 (ES145)



RS105 (ES105) BEST




※ 컬러의 단위 무늬(반복 무늬)와 확대 이미지를 On-Line에서 만나보세요.
(On-Line 상의 이미지들은 실제 색상과 다를 수 있으니, 실물을 반드시 확인해보세요.)
※ Meet the color unit pattern(repeated) and enlarged images online.
(Images online may differ from actual colors, please check the actual product.)

N
신제품
New

()
비방염 컬러 번호
Non-Flame Retardant

!
시공 유의
Installation Instructions


시공사례
Reference



RS149 (ES149)



RS161 (ES161) N



RS151 (ES151)



RS141 (ES141)



RS170 (ES170) N




RS148 (ES148)




RS142 (ES142)




RS162 (ES162) N



RSP02 (ESP02)



RS129 (ES129)



RS109 (ES109)



RS173 (ES173) N



RS103 (ES103) BEST



RS175 (ES175) N



RS108 (ES108) BEST



RS117 (ES117)



RSJD2 (HSJD2)



RS175 (ES175) N

PREMIUM SOLID

은은하게 반사된 나뭇결 위에 다채로운 색으로 온기를 얻습니다.
A variety of colors brings warmth to the subdued reflection of wood grain.




RGM10



※ 컬러의 단위 무늬(반복 무늬)와 확대 이미지를 On-Line에서 만나보세요.
(On-Line 상의 이미지들은 실제 색상과 다를 수 있으니, 실물을 반드시 확인해보세요.)
※ Meet the color unit pattern(repeated) and enlarged images online.
(Images online may differ from actual colors, please check the actual product.)

-  신제품
New
-  비방염 컬러 번호
Non-Flame Retardant
-  시공 유의
Installation Instructions
-  시공사례
Reference



RGM05 (EGM05)



RGM03 (EGM03)



RGM04 (EGM04)




RGM02 (EGM02)



RGM10 (EGM10) 



RGM01 (EGM01)




RGM06 (EGM06)



RGM11 (EGM11) 

PREMIUM SOLID

네추럴한 표면 위에 화이트 도장을 한 것처럼, 한층 부드럽고 밝은 느낌을 줍니다.
A softer and brighter feeling is conveyed as if it was painted white on a natural surface.



※ 컬러의 단위 무늬(반복 무늬)와 확대 이미지를 On-Line에서 만나보세요.
(On-Line 상의 이미지들은 실제 색상과 다를 수 있으니, 실물을 반드시 확인해보세요.)
※ Meet the color unit pattern(repeated) and enlarged images online.
(Images online may differ from actual colors, please check the actual product.)

- 신제품
New
- 비방염 컬러 번호
Non-Flame Retardant
- 시공 유의
Installation Instructions
- 시공사례
Reference



SOLID FABRIC

파스텔 색감과 섬세한 직물 표면이 어우러져 따뜻하고 포근한 느낌으로 다가옵니다.
Pastel colors and delicate fabric surfaces in harmony create a warm and cozy feeling.



※ 컬러의 단위 무늬(반복 무늬)와 확대 이미지를 On-Line에서 만나보세요.
(On-Line 상의 이미지들은 실제 색상과 다를 수 있으니, 실물을 반드시 확인해보세요.)
※ Meet the color unit pattern(repeated) and enlarged images online.
(Images online may differ from actual colors, please check the actual product.)

- N

신제품
New
- ()

비방염 컬러 번호
Non-Flame Retardant
- !

시공 유의
Installation Instructions
- 📷

시공사례
Reference


SF009 N	SF008 N	SF006 N
SF002 N	SF005 N	SF010 N
SF004 N	SF001 N	SF007 N

METAL

화려하게 비춰지는 메탈은 세련이 돋보이는 럭셔리한 공간을 만듭니다.
The brilliantly illuminating metal creates an outstanding refined luxurious space.



PM001 N



PM008 N E



PM003 N





PM005 N




※ 컬러의 단위 무늬(반복 무늬)와 확대 이미지들을 On-Line에서 만나보세요.
(On-Line 상의 이미지들은 실제 색상과 다를 수 있으니, 실물을 반드시 확인해보세요.)
※ Meet the color unit pattern(repeated) and enlarged images online.
(Images online may differ from actual colors, please check the actual product.)

- N
신제품
New
- ()
비방염 컬러 번호
Non-Flame Retardant
- !
시공 유의
Installation Instructions
- E
시공사례
Reference




PM002 N



PM004 N




PM006 N



PM007 N




PM009 N




PM010 N

METAL




MS21



MS09




MS18



RP52



RP52



RP48



RP06



RP45



RP47



※ 컬러의 단위 무늬(반복 무늬)와 확대 이미지들을 On-Line에서 만나보세요.
(On-Line 상의 이미지들은 실제 색상과 다를 수 있으니, 실물을 반드시 확인해보세요.)
※ Meet the color unit pattern(repeated) and enlarged images online.
(Images online may differ from actual colors, please check the actual product.)



신제품
New




비방염 컬러 번호
Non-Flame Retardant



시공 유의
Installation Instructions




시공사례
Reference



RP04



MS01



MS19




RP08




RP42



RP03



MS20



RP46



RP49



RP53



RP50



RP51



CLASSIC WOOD

나무보다 더 나무답게, 나뭇결의 부드러운 숨결을 공간에 담습니다.
More like a tree than a real tree, it contains the soft breath of wood in the space.



PW131



※ 컬러의 단위 무늬(반복 무늬)와 확대 이미지를 On-Line에서 만나보세요.
(On-Line 상의 이미지들은 실제 색상과 다를 수 있으니, 실물을 반드시 확인해보세요.)
※ Meet the color unit pattern(repeated) and enlarged images online.
(Images online may differ from actual colors, please check the actual product.)

- N

신제품
New
- ()

비방염 컬러 번호
Non-Flame Retardant
- !

시공 유의
Installation Instructions
- 📷

시공사례
Reference



PW126 N AIGUILLE OAK



PW129 N AIGUILLE OAK



PW127 N AIGUILLE OAK



PW130 N AIGUILLE OAK



PW128 N AIGUILLE OAK



PW131 N AIGUILLE OAK

CLASSIC WOOD



PW124



※ 컬러의 단위 무늬(반복 무늬)와 확대 이미지들을 On-Line에서 만나보세요.
(On-Line 상의 이미지들은 실제 색상과 다를 수 있으니, 실물을 반드시 확인해보세요.)
※ Meet the color unit pattern(repeated) and enlarged images online.
(Images online may differ from actual colors, please check the actual product.)



신제품
New



비방염 컬러 번호
Non-Flame Retardant



시공 유의
Installation Instructions



시공사례
Reference



PW138

OLIVE ASH



PW123

WALNUT



PW139

OLIVE ASH




PW124

WALNUT



PW140

OLIVE ASH



PW125

WALNUT

CLASSIC WOOD



※ 컬러의 단위 무늬(반복 무늬)와 확대 이미지를 On-Line에서 만나보세요.
(On-Line 상의 이미지들은 실제 색상과 다를 수 있으니, 실물을 반드시 확인해보세요.)
※ Meet the color unit pattern(repeated) and enlarged images online.
(Images online may differ from actual colors, please check the actual product.)

- N

신제품
New
- ()

비방염 컬러 번호
Non-Flame Retardant
- !

시공 유의
Installation Instructions
- 📷

시공사례
Reference



PW137 N EICHE



PW136 N EICHE



PW133 N DANISH TEAK



PW132 N 📷 DANISH TEAK



PW135 N 🟢 DANISH TEAK



PW134 N DANISH TEAK

CLASSIC WOOD



PW116 STANDARD OAK



PW117 STANDARD OAK



PW111 ASH



PW109 ASH



PW112 ASH



PW120 STANDARD OAK



※ 컬러의 단위 무늬(반복 무늬)와 확대 이미지를 On-Line에서 만나보세요.
(On-Line 상의 이미지들은 실제 색상과 다를 수 있으니, 실물을 반드시 확인해보세요.)
※ Meet the color unit pattern(repeated) and enlarged images online.
(Images online may differ from actual colors, please check the actual product.)

-  신제품
New
-  비방염 컬러 번호
Non-Flame Retardant
-  시공 유의
Installation Instructions
-  시공사례
Reference



PW105 TEAK



PW110 ASH



PW106 TEAK



PW118 STANDARD OAK



PW113 SLAP OAK



PW119 STANDARD OAK

CLASSIC WOOD



PW101 OAK



PW103 OAK



PW102 OAK



PW107 TEAK



PW114 SLAP OAK



PW121 STANDARD OAK



※ 컬러의 단위 무늬(반복 무늬)와 확대 이미지를 On-Line에서 만나보세요.
(On-Line 상의 이미지들은 실제 색상과 다를 수 있으니, 실물을 반드시 확인해보세요.)
※ Meet the color unit pattern(repeated) and enlarged images online.
(Images online may differ from actual colors, please check the actual product.)

-  신제품
New
-  비방염 컬러 번호
Non-Flame Retardant
-  시공 유의
Installation Instructions
-  시공사례
Reference



PW104 OAK



PW108 TEAK



PW115 SLAP OAK



PW122 STANDARD OAK

BIG WOOD

우드 슬랩의 커다랗고 웅장한 나이트와 길게 뻗은 나뭇결의 숨결을 느껴보세요.
Feel the large and magnificent growth rings of the wood slab and the breath of the long grain of wood.



BW009



※ 컬러의 단위 무늬(반복 무늬)와 확대 이미지들을 On-Line에서 만나보세요.
(On-Line 상의 이미지들은 실제 색상과 다를 수 있으니, 실물을 반드시 확인해보세요.)
※ Meet the color unit pattern(repeated) and enlarged images online.
(Images online may differ from actual colors, please check the actual product.)

- 신제품 New
- () 비방염 컬러 번호 Non-Flame Retardant
- ! 시공 유의 Installation Instructions
- 📷 시공사례 Reference



BW009

ANTIQUE OAK



BW007

ANTIQUE OAK



BW008

ANTIQUE OAK

BIG WOOD



※ 컬러의 단위 무늬(반복 무늬)와 확대 이미지들을 On-Line에서 만나보세요.
(On-Line 상의 이미지들은 실제 색상과 다를 수 있으니, 실물을 반드시 확인해보세요.)
※ Meet the color unit pattern(repeated) and enlarged images online.
(Images online may differ from actual colors, please check the actual product.)

- | | | | |
|---|---|---|--|
| 
신제품
New | 
비방염 컬러 번호
Non-Flame Retardant | 
시공 유의
Installation Instructions | 
시공사례
Reference |
|---|---|---|--|



BW010  LAUAN



BW013  LAUAN




BW014   WASHED ASH



BW011  LAUAN



BW015   WASHED ASH



BW012   LAUAN

BIG WOOD



※ 컬러의 단위 무늬(반복 무늬)와 확대 이미지를 On-Line에서 만나보세요.
(On-Line 상의 이미지들은 실제 색상과 다를 수 있으니, 실물을 반드시 확인해보세요.)
※ Meet the color unit pattern(repeated) and enlarged images online.
(Images online may differ from actual colors, please check the actual product.)

- 신제품
New
- 비방염 컬러 번호
Non-Flame Retardant
- 시공 유의
Installation Instructions
- 시공사례
Reference



BW001 ● ASH



BW005 ● OAK



BW006 BEST ● OAK



BW004 ● OAK



BW002 BEST ● WALNUT



BW003 BEST ● WALNUT

PREMIUM WOOD

깊이있는 나뭇결의 자연스러움을 있는 그대로 리얼하게 담아갑니다.
It realistically conveys the naturalness of the deep grain of wood.



NW116



NW111 (NE111) ASH



NW053 (NE053) TEAK



NW080 (NE080) CASTAGNO CARDUCCI



NW102 (NE102) OAK



NW116 (NE116) BRUSHED OAK



※ 컬러의 단위 무늬(반복 무늬)와 확대 이미지를 On-Line에서 만나보세요.
(On-Line 상의 이미지는 실제 색상과 다를 수 있으니, 실물을 반드시 확인해보세요.)
※ Meet the color unit pattern(repeated) and enlarged images online.
(Images online may differ from actual colors, please check the actual product.)

신제품
New

()
비방염 컬러 번호
Non-Flame Retardant

!
시공 유의
Installation Instructions

📷
시공사례
Reference



NW120



NW110 (NE110) TEAK



NW114 (NE114) ASH



NW099 (NE099) WALNUT



NW120 (NE120) WASHED OAK



NW041 (NE041) WHITE OAK

PREMIUM WOOD



NW109



NW100 (NE100) BEST WALNUT



NW083 (NE083) BEST OAK



NW082 (NE082) OAK



NW113 (NE113) ASH



NW092 (NE092) LINE TEAK



※ 컬러의 단위 무늬(반복 무늬)와 확대 이미지들을 On-Line에서 만나보세요.
(On-Line 상의 이미지들은 실제 색상과 다를 수 있으니, 실물을 반드시 확인해보세요.)
※ Meet the color unit pattern(repeated) and enlarged images online.
(Images online may differ from actual colors, please check the actual product.)

- 신제품 New
- 비방염 컬러 번호 Non-Flame Retardant
- 시공 유의 Installation Instructions
- 시공사례 Reference



NW101 | tvN 드라마 '산후조리원' 원장실



NW109 (NE109) TEAK



NW089 (NE089) TEAK



NW086 (NE086) OAK



NW101 (NE101) WALNUT



NW084 (NE084) OAK

PREMIUM WOOD



NW122 (NE122)   WASHED OAK 



NW119 (NE119)  BRUSHED OAK



NW123 (NE123)   WASHED OAK



NW015 (NE015) OAK



NW118 (NE118)  BRUSHED OAK



※ 컬러의 단위 무늬(반복 무늬)와 확대 이미지를 On-Line에서 만나보세요.
(On-Line 상의 이미지들은 실제 색상과 다를 수 있으니, 실물을 반드시 확인해보세요.)
※ Meet the color unit pattern(repeated) and enlarged images online.
(Images online may differ from actual colors, please check the actual product.)



신제품
New



비방염 컬러 번호
Non-Flame Retardant



시공 유의
Installation Instructions



시공사례
Reference



NW121 (NE121)   WASHED OAK



NW117 (NE117)   BRUSHED OAK 



NW068 (NE068)  PADOUK



NW056 (NE056) TEAK



NW017 (NE017)  OAK

PREMIUM WOOD



NW032 (NE032)  OAK



NW071 (NE071)  MAPLE



NW085 (NE085) OAK



NW112 (NE112) ASH



NW073 (NE073) BIRCH



※ 컬러의 단위 무늬(반복 무늬)와 확대 이미지를 On-Line에서 만나보세요.
(On-Line 상의 이미지들은 실제 색상과 다를 수 있으니, 실물을 반드시 확인해보세요.)
※ Meet the color unit pattern(repeated) and enlarged images online.
(Images online may differ from actual colors, please check the actual product.)

 신제품
New

()
비방염 컬러 번호
Non-Flame Retardant

 시공 유의
Installation Instructions

 시공사례
Reference




NW038 (NE038) ASH



NW014 (NE014) OAK



NW033 (NE033)   OAK



NW057 (NE057)  OAK



NW078 (NE078) TEAK

PREMIUM WOOD



NW034 | 삼성동 별마당 도서관



NW039 (NE039) ASH



NW070 (NE070) BEST ASH



NW062 (NE062) BEST WIZARD GRAIN



NW072 (NE072) TEAK



NW059 (NE059) OAK



※ 컬러의 단위 무늬(반복 무늬)와 확대 이미지를 On-Line에서 만나보세요.
(On-Line 상의 이미지들은 실제 색상과 다를 수 있으니, 실물을 반드시 확인해보세요.)
※ Meet the color unit pattern(repeated) and enlarged images online.
(Images online may differ from actual colors, please check the actual product.)

- 신제품 New
- 비방염 컬러 번호 Non-Flame Retardant
- 시공 유의 Installation Instructions
- 시공사례 Reference



NW034 | 삼성동 별마당 도서관



NW042 (NE042) WHITE OAK



NW044 (NE044) BEST WALNUT



NW088 (NE088) TEAK



NW006 (NE006) BEST AMAZAHOU



NW034 (NE034) BEST OAK

PREMIUM WOOD



NW067 (NE067) TEAK



NW087 (NE087) OAK



NW058 (NE058) OAK



NW043 (NE043) BEST WHITE OAK




NW045 (NE045) BEST WALNUT



※ 컬러의 단위 무늬(반복 무늬)와 확대 이미지를 On-Line에서 만나보세요.
(On-Line 상의 이미지들은 실제 색상과 다를 수 있으니, 실물을 반드시 확인해보세요.)
※ Meet the color unit pattern(repeated) and enlarged images online.
(Images online may differ from actual colors, please check the actual product.)


- 신제품 New
- 비방염 컬러 번호 Non-Flame Retardant
- 시공 유의 Installation Instructions
- 시공사례 Reference



NW060 (NE060) WALNUT



NW046 (NE046) BEST WALNUT



NW090 (NE090) TEAK




NW007 (NE007) AMAZAHOU



NW008 (NE008) AMAZAHOU



NW055 (NE055) TEAK




NW063 (NE063) TEAK



NW104 (NE104) BEST OAK

WOOD

나무만이 갖고있는 다양한 색채와 친근한 아름다움을 느껴보세요.
Enjoy the variety of colors and familiar beauty that are unique to wood.



CW511 (EW511) BEST ELM



CW437 (EW437) CHERRY



DW633 (EW633) N OAK



CW424 (EW424) OLIVE LINE



DW406 (EW406) WIZARD GRAIN



DW650 (EW650) N ASH



※ 컬러의 단위 무늬(반복 무늬)와 확대 이미지들을 On-Line에서 만나보세요.
(On-Line 상의 이미지들은 실제 색상과 다를 수 있으니, 실물을 반드시 확인해보세요.)
※ Meet the color unit pattern(repeated) and enlarged images online.
(Images online may differ from actual colors, please check the actual product.)

- N

신제품
New
- ()


비방염 컬러 번호
Non-Flame Retardant
- !

시공 유의
Installation Instructions
- 📷

시공사례
Reference



CW606 (EW606) ELM



CW611 (EW611) BEST ASH



CW390 (EW390) WALNUT



DW648 (EW648) N WHITE OAK



DW647 (EW647) N WASHED OAK



DW636 (EW636) N ELM



CW556 (EW556) OAK



CW510 (EW510) ELM



DW388 (EW388) TEAK

WOOD




CWPF3 (EWPF3) OAK



DW456 (EW456) TEAK



DW637 (EW637) N ELM



CW431 (EW431) G WALNUT



CW616 (EW616) ELM



DW635 (EW635) N ASH



CW619 (EW619) OAK



CW292 (EW292) OAK




DW634 (EW634) N G OAK




※ 컬러의 단위 무늬(반복 무늬)와 확대 이미지들을 On-Line에서 만나보세요.
(On-Line 상의 이미지들은 실제 색상과 다를 수 있으니, 실물을 반드시 확인해보세요.)
※ Meet the color unit pattern(repeated) and enlarged images online.
(Images online may differ from actual colors, please check the actual product.)

- 신제품
New
- 비방염 컬러 번호
Non-Flame Retardant
- 시공 유의
Installation Instructions
- 시공사례
Reference




CW407 (EW407) BEST WIZARD GRAIN G




CW408 (EW408) WIZARD GRAIN



DW638 (EW638) N G ELM



DW467 (EW467) G WALNUT



DW649 (EW649) N G PAINTED OAK



CW624 (EW624) G OAK



WOOD



DW643 (EW643) N ASH



CW521 (EW521) PINE



CW544 (EW544) ROSE WOOD



CW530 (EW530) ASH



CW552 (EW552) BIRCH



DW639 (EW639) N, Ash wood texture.



DW639



※ 컬러의 단위 무늬(반복 무늬)와 확대 이미지를 On-Line에서 만나보세요.
(On-Line 상의 이미지들은 실제 색상과 다를 수 있으니, 실물을 반드시 확인해보세요.)
※ Meet the color unit pattern(repeated) and enlarged images online.
(Images online may differ from actual colors, please check the actual product.)

- 신제품 New
- () 비방염 컬러 번호 Non-Flame Retardant
- ! 시공 유의 Installation Instructions
- 📷 시공사례 Reference



CW240 (EW240) BEST ELM



DW161 (EW161) OAK



CW600 (EW600) ASH



CW597 (EW597) OAK




CW575 (EW575) ASH



CW527 (EW527) MAPLE



CW618 (EW618) WASHED OAK



DW182 (EW182) TEAK



CW509 (EW509) ELM



DW644 (EW644) N ASH



DW548 (EW548) BEST OAK



CW506 (EW506) TEAK



CW615 (EW615) BEST OAK



CW533 (EW533) OAK



CW603 (EW603) OAK

WOOD



CW604 (EW604) ● WASHED OAK



CW518 (EW518) ASH



CW599 (EW599) OAK



DW549 (EW549) OAK



DW159 (EW159) OAK



DW307 (EW307) OAK



※ 컬러의 단위 무늬(반복 무늬)와 확대 이미지들을 On-Line에서 만나보세요.
(On-Line 상의 이미지들은 실제 색상과 다를 수 있으니, 실물을 반드시 확인해보세요.)
※ Meet the color unit pattern(repeated) and enlarged images online.
(Images online may differ from actual colors, please check the actual product.)

- 
신제품
New
- 
비방염 컬러 번호
Non-Flame Retardant
- 
시공 유의
Installation Instructions
- 
시공사례
Reference



CW626 (EW626) BEST ● OAK



CW151 (EW151) OAK



CW557 (EW557) BEST OAK




DW640 (EW640) N ASH



DW645 (EW645) N @ ● ASH




CW605 (EW605) ● WASHED OAK



CW512 (EW512) TEAK



CW358 (EW358) CASTAGNO CARDDUCI



DW308 (EW308) OAK



CW441 (EW441) BAMBOO




CW534 (EW534) OAK



DW576 (EW576) ASH



DW179 (EW179) BEST TEAK



DW550 (EW550) BEST OAK



CWSH2 (EWSH2) OAK

WOOD




CW601 (EW601) ASH




CW602 (EW602) ASH



CW519 (EW519) BEST ● ASH




CW314 (EW314) ASH




DW641 (EW641) N ● ASH



CW609 (EW609) WALNUT



DW646 (EW646) N ● ASH




CW454 (EW454) NOCE




CWAC1 (EWAC1) OAK




CW554 (EW554) BIRCH



CW370 (EW370) TEAK



CW535 (EW535) OAK



DW642 (EW642) N ● ASH



CW582 (EW582) BEST ● TEAK



CW320 (EW320) ZEBRANO



※ 컬러의 단위 무늬(반복 무늬)와 확대 이미지들을 On-Line에서 만나보세요.
(On-Line 상의 이미지들은 실제 색상과 다를 수 있으니, 실물을 반드시 확인해보세요.)
※ Meet the color unit pattern(repeated) and enlarged images online.
(Images online may differ from actual colors, please check the actual product.)



신제품
New



비방염 컬러 번호
Non-Flame Retardant




시공 유의
Installation Instructions



시공사례
Reference




CW579 (EW579) BAO



CW469 (EW469) PADOUK




CW177 (EW177) TEAK




CW513 (EW513) BEST ● TEAK




FWES3 (EWES3) ● WALNUT




DW190 (EW190) TEAK




CW466 (EW466) ● WALNUT




DW371 (EW371) TEAK




CW348 (EW348) ROSE WOOD



CW356 (EW356) COCONUT




CW316 (EW316) ASH




CW87 (EW87) WALNUT



CW152 (EW152) WALNUT



CW88 (EW88) CHERRY



CW330 (EW330) OAK

WOOD




CW598 (EW598) BEST OAK




DW398 (EW398) GREEN PINE




DW350 (EW350) ANEGRE



DW180 (EW180) TEAK



CW111 (EW111) CHERRY




CW258 (EW258) OAK




CW427 (EW427) NOCE




CW455 (EW455) NOCE




CWB1 (EWB1) CHERRY



CW69 (EW69) CHERRY




DW157 (EW157) MAPLE




CW79 (EW79) MAPLE



CW124 (EW124) CHERRY



CW150 (EW150) TEAK



CW44 (EW44) ANEGRE



※ 컬러의 단위 무늬(반복 무늬)와 확대 이미지를 On-Line에서 만나보세요.
(On-Line 상의 이미지들은 실제 색상과 다를 수 있으니, 실물을 반드시 확인해보세요.)
※ Meet the color unit pattern(repeated) and enlarged images online.
(Images online may differ from actual colors, please check the actual product.)



신제품
New



비방염 컬러 번호
Non-Flame Retardant



시공 유의
Installation Instructions



시공사례
Reference




CW537 (EW537) BEST BIRCH



CW590 (EW590) BIRCH



CW523 (EW523) PINE



DW207 (EW207) TEAK



CW438 (EW438) CHERRY




CW141 (EW141) BEST MAPLE



CW142 (EW142) MAPLE



CW531 (EW531) BEST ASH



CW175 (EW175) OAK



CW453 (EW453) NOCE




CW154 (EW154) BEST TEAK

WOOD



DW631 / CW459



DW629 (EW629) CHEVRON PAINTED



DW400 (EW400) ANTIQUE PINE




CW621 (EW621) ANTIQUE PAINTED WOOD



DW631 (EW631) CHEVRON GRAY



CW459 (EW459) THINWIN



CW612 (EW612) SCRAP WOOD



CW622 (EW622) ANTIQUE PAINTED WOOD



※ 컬러의 단위 무늬(반복 무늬)와 확대 이미지를 On-Line에서 만나보세요.
(On-Line 상의 이미지들은 실제 색상과 다를 수 있으니, 실물을 반드시 확인해보세요.)
※ Meet the color unit pattern(repeated) and enlarged images online.
(Images online may differ from actual colors, please check the actual product.)

- N

신제품
New
- ()

비방염 컬러 번호
Non-Flame Retardant
- !

시공 유의
Installation Instructions
- 📷

시공사례
Reference



SW001 ! ● ASH




SW004 ! OAK




SW005 ! 📷 OAK



SW002 ! ● ASH



SW006 ! ● OAK



SW003 ! ● ASH



SW005

BIG MARBLE

빅 슬랩의 커다랗고 웅장한 마블링과 곧게 뻗은 크랙의 숨결을 느껴보세요.
Feel the big and magnificent marbling of the big slab and the breath of the straight stretched crack.



BM009    GALAXY MARBLE



BM010   GALAXY MARBLE



※ 컬러의 단위 무늬(반복 무늬)와 확대 이미지들을 On-Line에서 만나보세요.
(On-Line 상의 이미지들은 실제 색상과 다를 수 있으니, 실물을 반드시 확인해보세요.)
※ Meet the color unit pattern(repeated) and enlarged images online.
(Images online may differ from actual colors, please check the actual product.)

- | | | | |
|---|---|---|--|
| 
신제품
New | 
비방염 컬러 번호
Non-Flame Retardant | 
시공 유의
Installation Instructions | 
시공사례
Reference |
|---|---|---|--|



BM011    BULKY CONCRETE



BM012   BULKY CONCRETE

BIG MARBLE



BM006 | LG Z:IN 인테리어 지인스퀘어 강남



BM007 ARABESCATO



BM008 BORGHINI



※ 컬러의 단위 무늬(반복 무늬)와 확대 이미지를 On-Line에서 만나보세요.
(On-Line 상의 이미지들은 실제 색상과 다를 수 있으니, 실물을 반드시 확인해보세요.)
※ Meet the color unit pattern(repeated) and enlarged images online.
(Images online may differ from actual colors, please check the actual product.)

- 신제품 New
- 비방염 컬러 번호 Non-Flame Retardant
- 시공 유의 Installation Instructions
- 시공사례 Reference



BM001 LIGHT MARBLING



BM002 MARBLING



BM003 GRAY MARBLE



BM004 DARK GRAY MARBLE



BM005 MARQUINA



BM006 MARQUINA

MARBLE / STONE

유럽풍의 고급스런 대리석과 스톤의 리얼한 터치감을 느껴보세요.
Feel the realistic sense of touch of European-style luxury marble and stone.



ML77 N ● SAND STONE



ML75 N ● ● SAND STONE



ML76 N ● SAND STONE



ML80 N ● SAND STONE



ML75



※ 컬러의 단위 무늬(반복 무늬)와 확대 이미지들을 On-Line에서 만나보세요.
(On-Line 상의 이미지들은 실제 색상과 다를 수 있으니, 실물을 반드시 확인해보세요.)
※ Meet the color unit pattern(repeated) and enlarged images online.
(Images online may differ from actual colors, please check the actual product.)

- N 신제품 New
- () 비방염 컬러 번호 Non-Flame Retardant
- ! 시공 유의 Installation Instructions
- 📷 시공사례 Reference




ML72




ML71 N ● OXIDADO STONE



ML72 N ● ● OXIDADO STONE



ML74 N ● OXIDADO STONE



ML73 N OXIDADO STONE

MARBLE / STONE



EL176



※ 컬러의 단위 무늬(반복 무늬)와 확대 이미지들을 On-Line에서 만나보세요.
(On-Line 상의 이미지들은 실제 색상과 다를 수 있으니, 실물을 반드시 확인해보세요.)
※ Meet the color unit pattern(repeated) and enlarged images online.
(Images online may differ from actual colors, please check the actual product.)

- N

신제품
New
- ()

비방염 컬러 번호
Non-Flame Retardant
- !

시공 유의
Installation Instructions
- 📷

시공사례
Reference



EL178  SOLID CONCRETE(BEIGE)



EL177    SOLID CONCRETE(GRAY)



ML62 PLASTERED WALL BRUSH(LIGHT GRAY)



NS002 CONCRETE(WARM GRAY)






ML22 RUSTIC BRONZE



ML64 PLASTERED WALL BRUSH(COOL GRAY)



EL176    SOLID CONCRETE(DARK GRAY)

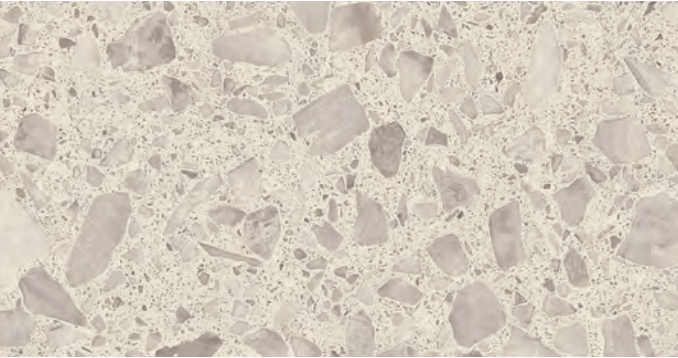


NS003 CONCRETE(DARK GRAY)

MARBLE / STONE

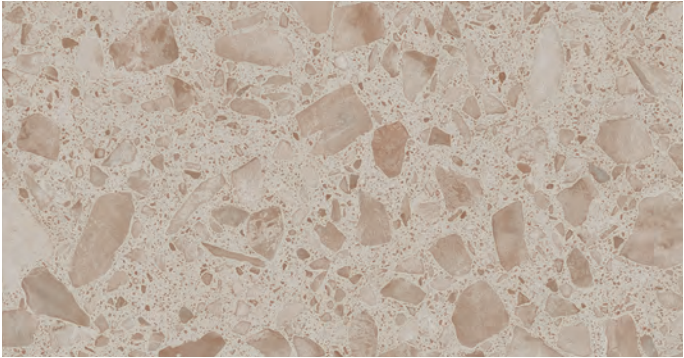


ML82



ML82 N

TERAZZO



ML81 N

TERAZZO



※ 컬러의 단위 무늬(반복 무늬)와 확대 이미지를 On-Line에서 만나보세요.
(On-Line 상의 이미지들은 실제 색상과 다를 수 있으니, 실물을 반드시 확인해보세요.)
※ Meet the color unit pattern(repeated) and enlarged images online.
(Images online may differ from actual colors, please check the actual product.)


- N

신제품
New
- ()

비방염 컬러 번호
Non-Flame Retardant
- !

시공 유의
Installation Instructions
- 📷

시공사례
Reference



ML67 BEST

BIANCO CARRARA(WHITE)



RM12 BEST

MARBLE



ML56 BEST

TRAVERTINE(WHITE)



ML57

TRAVERTINE(WARM GRAY)




ML23

STONE



ML24

STONE



ML58

TRAVERTINE(DARK GRAY)

FANCY / LEATHER

따뜻한 패브릭만의 숨결과 레더만의 고급스러운 질감으로 아늑한 분위기와 럭셔리한 공간을 연출합니다.
A cozy atmosphere and luxurious space are created with the warm breath of fabric and the sophisticated texture of leather.



ML47 LINEN(GRAY)



ML49 TWEED(LIGHT GRAY)



EL043 STRING WAVE(LIGHT BEIGE)



ML45 LINEN(HAZELNUT)



EL235 CLASSIC(GRAY WOLF)



EL044 STRING WAVE(DARK GRAY)



ML48 LINEN(DEEP GRAY)



EL051 CLASSIC(PINK BEIGE)



EL049 STRING WAVE(METAL)



※ 컬러의 단위 무늬(반복 무늬)와 확대 이미지들을 On-Line에서 만나보세요.
(On-Line 상의 이미지들은 실제 색상과 다를 수 있으니, 실물을 반드시 확인해보세요.)
※ Meet the color unit pattern(repeated) and enlarged images online.
(Images online may differ from actual colors, please check the actual product.)

- 신제품
New
- 비방염 컬러 번호
Non-Flame Retardant
- 시공 유의
Installation Instructions
- 시공사례
Reference



ML31 WARM BEIGE



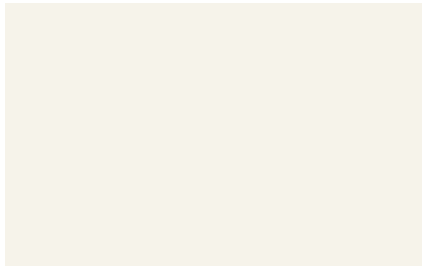
ML13 MIDDLE BROWN




ML14 DARK BROWN

OUTDOOR

건물 외부에 부착하는 제품으로, 독일 RAL 인증 받은 필름으로 되어 있어, 옥외 조건에 사용하기 적합합니다.
This product is attached to the outside of a building. It is made of a film certified by RAL in Germany, so it is suitable for use in outdoor conditions.




(US001) SAND(WHITE)



(US005) SAND(CHARCOAL)



(US003) SAND(DEEP BLUE)



(US004) SAND(DEEP BROWN)



(US002) SAND(BLACK)




US003



(UP001) TRAVERTINE(BEIGE)



(UP002) WOOD(MERSEY OAK)



(UP003) RUSTIC METAL(DEEP BROWN)



(UM002) SAND(OLIVE GRAY)



(UM001) SAND(DARK GRAY)



UP001 / UP002 / US005

!

APPLICATION INSTRUCTIONS

1. Preliminary work

- It is necessary to check the type and condition of the adherend(MDF, etc.) on which the film is applied to see if any problems may occur during application.
 - In the case of MDF, it is recommended to use MDF with uniform density, as the difference in application adhesion and flame retardant performance occurs depending on the density.
 - The painted surface should be cleaned with alcohol to remove contaminants and checked for damage to by the solvent. The uneven areas should be polished with sand paper after puttying treatment and foreign matters should be removed with a dust brush.
 - For iron plates, after removing contaminants from the surface with alcohol or lacquer, the uneven areas caused by welding should be treated by puttying. Foreign matters should be removed with a dust brush after polishing the surface with sand paper.
- It is necessary to perform preliminary inspection on whether the product selected by the consumer has defects. (pattern name, appearance, etc.)
- Film application should be carried out after wood application and before painting and wall papering.

2. Surface Pre-work

- The cross-section(cutting) part of the adherend(MDF, etc.) where the film will be applied must be sufficiently polished with sandpaper.
 - In particular, in the case of wood(MDF, PB, etc.), smoothness of the bent and joint parts is important. Therefore, if the surface condition is rough after inspecting in advance, it must be sufficiently polished with sandpaper or putty treatment before application.

3. Primer treatment

- For the primer treatment, the cut surface of wood(MDF, PB, etc.) among the adherends has a high primer absorption rate, so the primer should be applied 2-3 times.
Overlapping is done after the primer applied before has been completely dried.

4. Application Methods

- During application, the cut surface of the film should not be visible as much as possible.
- Film should be applied in a way that the substrate is not visible as much as possible.
- **Color differences may occur between product lots, so it is necessary to sort the lots for installation.**
- The site temperature should be maintained at 15-25℃ from 72 hours before application to 48 hours after application. In winter, if the product is left outside, adhesion may decrease due to a drop in temperature.

5. Application Instructions for Specific products

SW, EL, LE, PL	<ul style="list-style-type: none">- These products do not have a surface film layer but only did surface treatment. If you strongly rub the corners with wool felt or cotton gloves, the printed layer may be damaged, so please use with caution.- Due to the surface treatment layer, it may slip when film is overlapped. Therefore, the application should be done after applying the water-based primer PM-04 undiluted solution and drying it sufficiently.
US, UM, UP	<ul style="list-style-type: none">- Outdoor products must be installed in compliance with separate specification standard.
NS	<ul style="list-style-type: none">- This film features deep embossing to realize the texture of brick and concrete.- In the case of overlapping application, the adhesive strength decreases due to the depth of the emboss, so apply a primer after attaching it with masking tape.- After the primer treatment, the product must be sufficiently compressed to the surface for stability in application, so please pay attention to this point.
HIGH GLOSS	<ul style="list-style-type: none">- In order to properly reproduce the gloss effect on the film surface, application must be done in a clean environment.- If application is performed with foreign substances(dust, dirt, etc.) on the adherend(MDF, etc.) and the film adhesive surface, surface imprints or protrusion marks may occur on the film surface.- Since the product has high hardness, it should be finished perfectly by applying more force to prevent the edges from being lifted and to realize a clean visual effect.
NATURE CRAFT	<ul style="list-style-type: none">- Butt joint application is required. During overlapping application, there is a risk of peeling of the overlapped area due to the embossing and surface treatment layer.- Since it has a special multi-layer product structure, if the surface is heated during application, it may cause delamination or surface wrinkles, so curved surfaces cannot be installed.- You need to cut and install in consideration of fitting connection between patterns. If it is cut according to the printing scale on the releasing surface, the alignment between the patterns will not be possible.- There is no surface film layer, if you strongly rub the corners with wool felt, cotton gloves, etc., the printing layer may be damaged, so please use with caution.

6. Others

- Film application must be carried out according to the application standards of the specification.
- For application methods and adherends(MDF, etc.), in case of the application on a different type of adherend from the specifications, you must contact LG Hausys or a vendor to confirm the possibility of application.
 - Air bubbles may occur during application on acrylic adherends, so please check with LG Hausys or a vendor before application
- In case of the film application, you should use the water-based primer PM-04 of LG Hausys.